

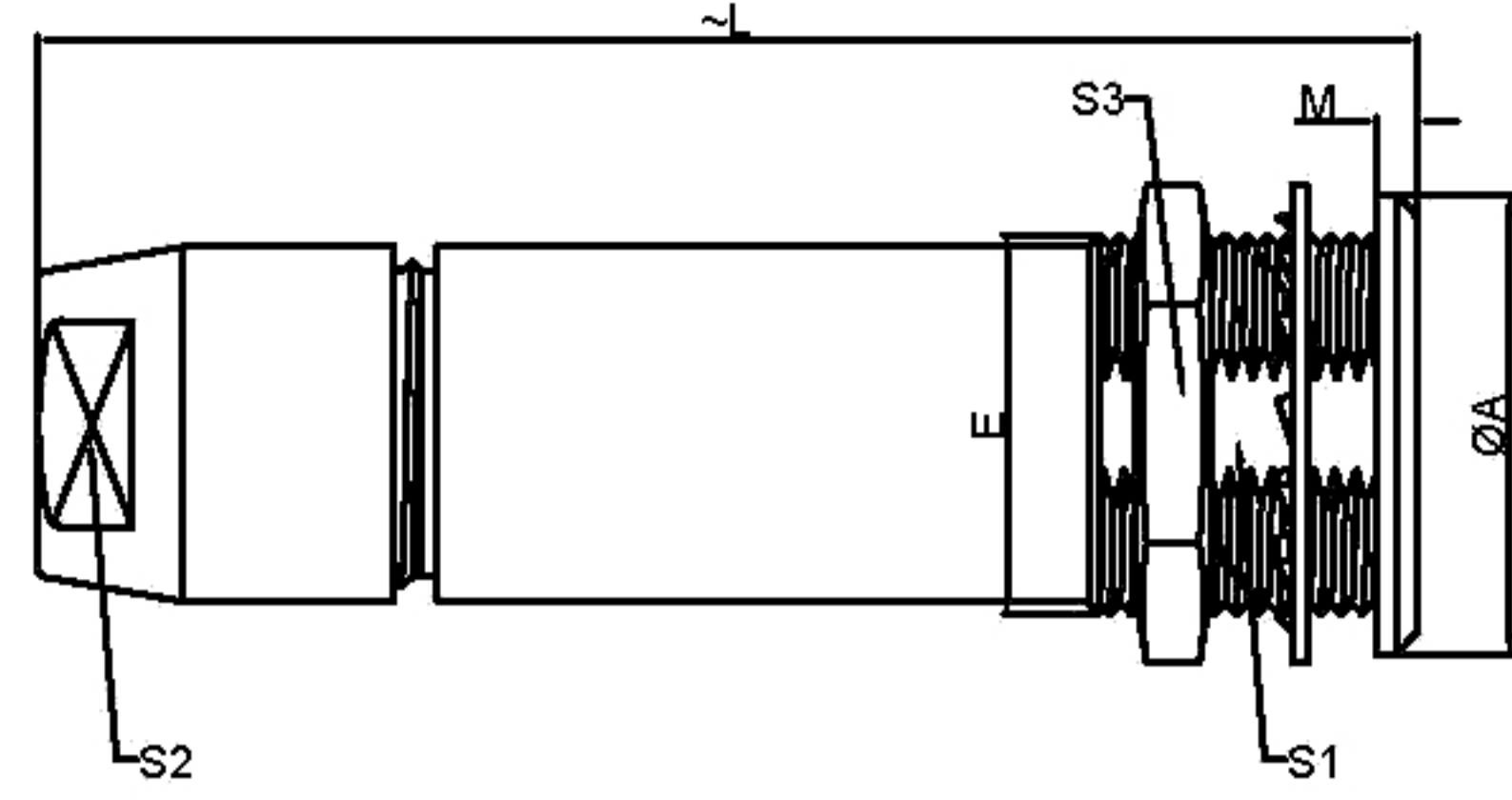
1.View and size(视图及尺寸)

| Main technical indicators(主要技术指标) | |
|-----------------------------------|--|
| 1.Mating (插拔次数) | 5000 |
| 2.Working Temperature (温度) | -55~+150 °C |
| 3.IP Rating (防护级别) | IP 50 |
| 4.Diameter of socket end(插合端直径) | ∅0.5 |
| 5.Testing Voltage (测试电压) | 800V |
| 6.Working Voltage (工作电压) | 1200V |
| 7.Rated Current (额定电流) | 1.5A |
| 8.Shell material(壳体材质) | Brass (chromium-plated) shell and nut/(nickel-plated) lock sleeve and middleware/黄铜(镀铬)外壳和螺母/(镀镍)锁套筒和中间件 |
| 9.Pin Material(插针材料) | Copper alloy gold plating(铜合金镀金) |
| 10.Insulator material(绝缘体材质) | PPS |

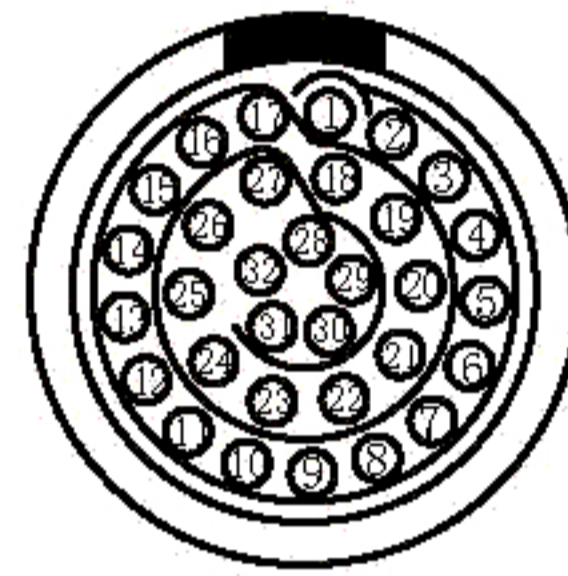
| Sum up(总结) | |
|-----------------------------|---|
| Series(系列) | B |
| Shell style/model (外壳样式/型号) | MKG: Fixed receptacle, nut fixing, cable collet(固定插座, 螺母固定, 电缆夹头) |
| Button (按键) | A button(一个按键) |
| Termination type (终止类型) | Mother solder tin(母焊锡) |
| Line diameter awg(线材直径) | 34-28AWG |
| Cable diameter∅ (电缆直径) | ∅6.3-7.2MM |
| Match plug(匹配插头) | TGG.2B.P32.CLAD72 |

| Location pin combination(定位销组合) | | | |
|---------------------------------|-----------------------------------|-----------|-------------------------|
| (编号) Number | Number of positioning pins(定位销数量) | Angle(角度) | Series(系列)--2B |
| G | One(1) | | (Zero degrees)0° |
| A | Two(2) | A | Thirty degrees(30°) |
| B | Two(2) | | Forty-five degrees(45°) |
| C | Two(2) | | Sixty degrees(60°) |
| D | Two(2) | γ | 95 degrees (95°) |
| E | Two(2) | β | 120 degrees(120°) |
| F | Two(2) | | 145 degrees(145°) |
| J | Two(2) | A | 37.5degrees(37.5°) |
| K | Two(2) | | 52.5degrees(52.5°) |
| L | Two(2) | γ | Seventy degrees(70°) |

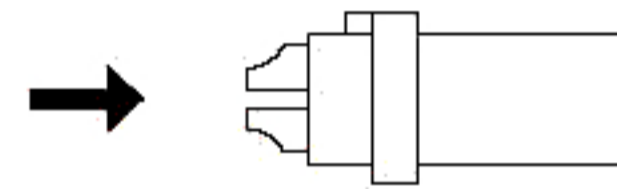
| | A | B | C√ | ANGLE | |
|--------|--------|--------|--------|---------|-------|
| 5-10 | ±0.02 | ±0.05 | ±0.1 | 0°-30° | ±0.1° |
| 50-100 | ±0.1 | ±0.15 | ±0.2 | 61°-90° | ±0.5° |
| 50-100 | ±0.15 | ±0.2 | ±0.25 | | |
| 100- | ±0.15% | ±0.20% | ±0.25% | | |



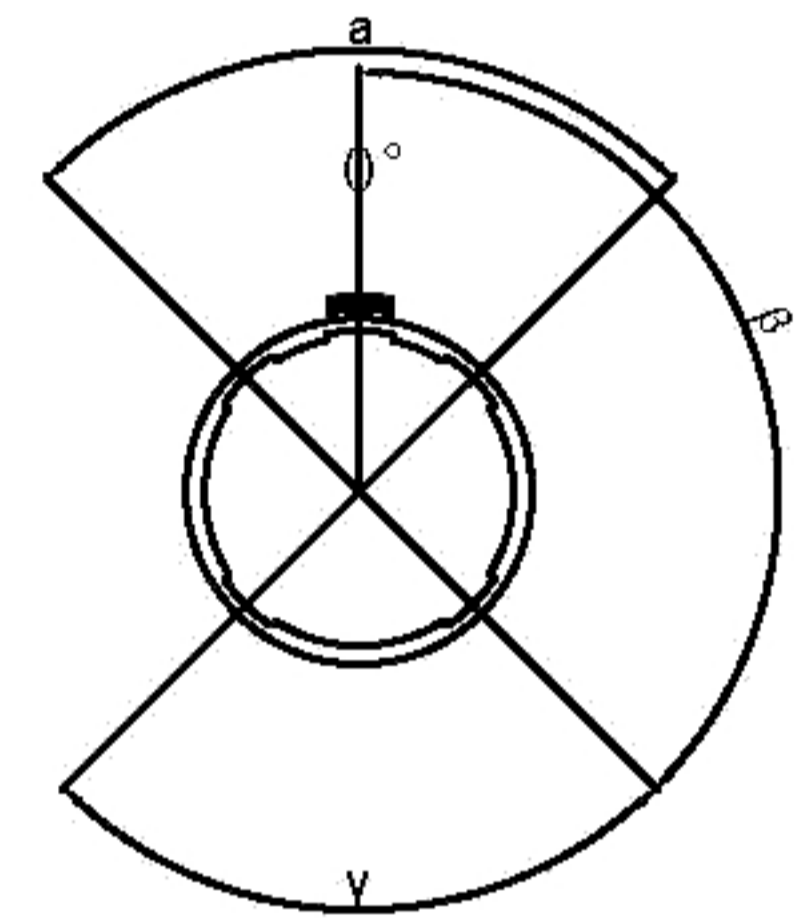
| | ∅A | e | L | M | S1 | S2 | S3 |
|----|--------|--------|--------|--------|--------|--------|--------|
| MM | ∅18 | M15*1 | 47.0 | 1.8 | 13.5 | 12.0 | 17.0 |
| in | 0.7087 | 0.0000 | 1.8504 | 0.0709 | 0.5315 | 0.4725 | 0.6693 |



Welded surface (焊接面)



(Welded mother adhesive core) 焊接型母胶芯



Positive view of the socket (插座正视图)

MK G. 2B. P32.C L L D 72

- Model(型号)
- Positioning pin(定位销)
- Series(系列)
- Needle core configuration(针芯配置)
- Outer casing(外壳)
- Insulator(绝缘体)
- Needle core(针芯)
- Type of clamp(线夹类型)
- Cable diameter(电缆直径)

| | | | | | | |
|----------------------------------|--|----------|--------------------------------------|---------------|----------|--|
| DESIGNED(设计) | | DATE(日期) | | SCALE(比例) | N/A(不适用) | MODEL TYPE |
| CHECKED(校对) | | DATE(日期) | | VIEW(视图) | | 型号类型: MKG.2B.P32.CLLD72 |
| APPROVED(审核) | | DATE(日期) | | UNIT(单位) | MM | PART NO. 2B32 core socket 名称: 2B32芯插座 |
| REVISIONS | | | | MATERIAL (材料) | | DWG NO.: |
| www.helloxkb.com www.helloxkb.cn | | | XKB INDUSTRIAL PRECISION CO.,LIMITED | | | WEIGHT(重量) SHEET(表) REVISION(修订) |
| | | | | | | 1/1 A0 |