

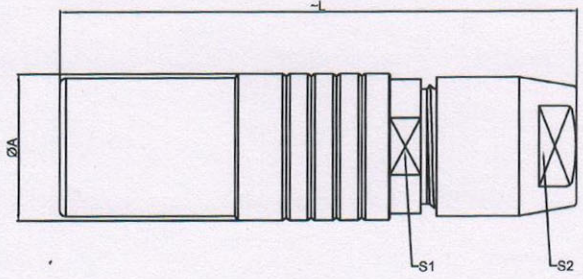
1.View and size(视图及尺寸)

Main technical indicators(主要技术指标)	
1.Mating (插拔次数)	5000
2.Working Temperature (温度)	-55~+150 °C
3.IP Rating (防护级别)	IP 50
4.Diameter of socket end(插合端直径)	φ0.9
5.Testing Voltage (测试电压)	1250V
6.Working Voltage (工作电压)	1150V
7.Rated Current (额定电流)	9A
8.Shell material(壳体材质)	Brass (chromium-plated) shell and nut/(nickel-plated) lock sleeve and middleware/黄铜(镀铬)外壳和螺母/(镀镍)锁套筒和中间件
9.Pin Material(插针材料)	Copper alloy gold plating(铜合金镀金)
10.Insulator material(绝缘体材质)	PPS

Sum up(总结)	
Series(系列)	B
Shell style/model (外壳样式/型号)	MHG: Floating socket, cable chuck and nut, used to install bending relief.(浮动式插座, 电缆夹头和螺母, 用来安装弯曲救济)
Button (按键)	A button(一个按键)
Termination type (终止类型)	Mother solder tin(母焊锡)
Line diameter awg(线材直径)	30-22AWG
Cable diameterφ (电缆直径)	φ6.3-7.2MM
Match plug(匹配插头)	TGG.1B.P05.CLAD72H

Location pin combination (定位销组合)			
Number (编号)	Number of positioning pins(定位销数量)	Angle(角度)	Series(系列)-1B
G	One(1)		(Zero degrees)0°
A	Two(2)	A	Thirty degrees(30°)
B	Two(2)		Sixty degrees(60°)
C	Two(2)		Ninety degrees(90°)
D	Two(2)	β	135 degrees(135°)
E	Two(2)		145 degrees(145°)
F	Two(2)		155 degrees(155°)
J	Two(2)	γ	Forty-five degrees(45°)
K	Two(2)		Seventy degrees(70°)
L	Two(2)		80 degrees(80°)

	A	B	C√	ANGLE
5-10	±0.02	±0.05	±0.1	0°-30° ±0.1°
50-100	±0.1	±0.15	±0.2	61°-90° ±0.5°
50-100	±0.15	±0.2	±0.25	
100-	±0.15%	±0.20%	±0.25%	



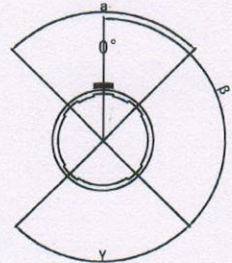
	φA	L	S1	S2
MM	φ12.5	40.0	10.0	9.0
in	0.4921	1.5750	0.3937	0.3543



Welded surface (焊接面)

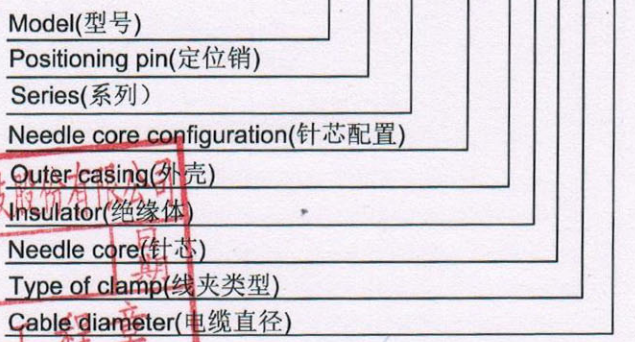


(Welded mother adhesive core) 焊接型母胶芯



Positive view of the socket (插座正视图)

MH G. 1B. P05.C L L D 72



DESIGNED (设计)	DATE(日期)	SCALE(比例)	N/A(不适用)	MODEL TYPE
CHECKED (校对)	DATE(日期)	VIEW(视图)		型号类型: MHG.1B.P05.CLLD72
APPROVED (审核)	DATE(日期)	UNIT(单位)	MM	PART NO. 1B5 core socket 名称: 1B5芯插座
REVISIONS		MATERIAL (材料)		DWG NO.:
www.helloxkb.com www.helloxkb.cn		XKB INDUSTRIAL PRECISION CO.,LIMITED		WEIGHT(重量) SHEET(表) REVISION(修订)
				1/1 A0